

# Girl Scout Daisy Activities to Earn the “Money Counts” Badge

---

## Activities Description

Through these activities, girls examine U.S. coins, including coin design, value, and color. They differentiate among the coins, learn the obverse and reverse of coins, and play a bingo game reviewing the coins’ features. They examine paper money, learning about different denominations and which famous American’s portrait is on which bill. They play a game where they associate the price of a fun good or service with the appropriate payment.

---

## Girl Scout Program Level

Daisy

---

## Concepts

Coin and bill recognition  
Goods and services  
Obverse and reverse  
Spending

---

## Objectives

Girls will be able to

- define and identify the obverse and reverse of coins,
  - match the portrait on a bill with the denomination,
  - define and identify goods and services, and
  - identify the notes or coins needed to pay for specific goods and services.
- 

## Time Required

30 minutes at two or three troop meetings, depending on the number of activities chosen

---

### Materials/Preparation

- Handout 1: Coins, one copy, cut out, for each pair of girls (Alternatively, provide each pair of girls with two of each coin [penny, nickel, dime, quarter, and half-dollar]. If you use real coins, you will still need one copy of Handout 1 for each pair of girls but it will not need to be cut out.) Be sure the real coins have the same images as the coins in the activity.
- Handout 2: Obverse and Reverse, one copy for each pair of girls
- Handout 3: Money Counts Bingo Calling Cards, cut apart (to call the bingo game)
- Handout 4: Denominations, one copy for each pair of girls
- Handout 5: Portrait Puzzles, one copy for each pair of girls, cut apart
- Handout 6: Let’s Have Some Fun! Game Pieces and Game Board, one copy for each pair of girls, with the game pieces cut apart
- Money Counts Bingo Cards (provided at the end of the lesson), one for each girl (There are 24 different cards. Copy additional cards as necessary.)
- Bingo covers for each girl
- Optional: small prizes for bingo winners

---

### Procedure

#### Part One: Know More About Coins

1. Ask the girls to talk about a recent shopping trip of any sort—for example, food shopping, clothes shopping, holiday shopping, or back-to-school shopping. Encourage them to talk about what was purchased and how the purchase was made, focusing on purchases made using cash and coins.
2. Explain that the troop will earn the Money Counts badge by learning about coins and paper money and how we use coins and paper money to buy goods and services.

#### Observe and Reverse

3. Place girls in pairs and distribute the cutout coins from *Handout 1: Coins* (or use real pennies, nickels, dimes, quarters, and half-dollars). Explain that people describe the two sides of coins in several ways. Sometimes they use the words “heads” and “tails.” Ask the girls to pick up a coin and show you the heads side. For those girls who don’t know that term, explain the heads side is the side with a picture of the head of a famous American. Ask the girls to show you the tails side of the coin.
4. Show the girls a half-dollar (either real or cut from *Handout 1: Coins*) and ask them to look at their half-dollars. Explain that the heads side of the half-dollar, and all other

## Girl Scout Daisy Activities to Earn the “Money Counts” Badge

coins, is called the “obverse.” Ask for one girl in each pair to hold up the penny and show you the obverse side. Ask for the other girl in each pair to hold up a dime and show you the obverse side.

Turn your half-dollar around to show the girls the tails side and explain that this side of the coin is called the reverse. Ask for one girl in each pair to hold up and show you the reverse side of a nickel. Ask for the other girl in each pair to hold up and show you the reverse side of the quarter.

5. Distribute a copy of *Handout 2: Obverse and Reverse* to each pair of girls and point out the column headings. Help the girls read the words “Obverse” and “Reverse.” Ask for one girl in each pair to locate the obverse side of a penny and place it in the first space in the Obverse column. Ask for the other partner to choose the reverse side of the penny and place it in the first space in the Reverse column. Instruct the pairs to do the same with each coin. Check to make sure the girls have placed the coins correctly.

### Coin Design

6. If the girls have been using real coins, distribute a copy of Handout 1 to each pair of girls. Instruct the girls to look carefully at each coin. Ask them about the color of each coin. Note that the penny is copper colored, but all other coins are silver in color with the nickel being dull compared with the shiny dime, quarter, and half-dollar.
7. Explain they will play a game where they will take turns naming a design feature on a coin. Instruct them to state the design feature in the following manner:

“I am looking at the obverse side of a penny. I see \_\_\_\_\_.”

As the girls take turns stating a design, help them to identify it. Explain as much about the symbols as is age appropriate. Be sure they know the portraits. Some of the design features they might note are in the following table.

	Obverse	Reverse
Penny	<ul style="list-style-type: none"><li>• Portrait of Abraham Lincoln</li><li>• In God We Trust</li><li>• Liberty</li><li>• Date</li></ul>	<ul style="list-style-type: none"><li>• United States of America</li><li>• A shield</li><li>• <i>E pluribus unum</i> (Latin roughly meaning “many become one,” just as the 13 colonies became one nation)</li><li>• A scroll</li><li>• One cent</li></ul>
Nickel	<ul style="list-style-type: none"><li>• Portrait of Thomas Jefferson</li><li>• In God We Trust</li><li>• Liberty</li><li>• Date</li></ul>	<ul style="list-style-type: none"><li>• <i>E pluribus unum</i></li><li>• Monticello (where Thomas Jefferson lived) picture and word</li><li>• Five cents</li><li>• United States of America</li></ul>

## Girl Scout Daisy Activities to Earn the “Money Counts” Badge

	Obverse	Reverse
<b>Dime</b>	<ul style="list-style-type: none"> <li>• Portrait of Franklin D. Roosevelt</li> <li>• Liberty</li> <li>• In God We Trust</li> <li>• Date</li> </ul>	<ul style="list-style-type: none"> <li>• United States of America</li> <li>• A torch (signifying liberty)</li> <li>• An olive branch (on the left, signifying peace)</li> <li>• An oak branch (on the right, signifying strength and independence)</li> <li>• <i>E pluribus unum</i></li> <li>• One dime</li> </ul>
<b>Quarter</b>	<ul style="list-style-type: none"> <li>• Portrait of George Washington</li> <li>• United States of America</li> <li>• Liberty</li> <li>• In God We Trust</li> <li>• Quarter Dollar</li> <li>• Date</li> </ul>	<p>NOTE: Quarters often have different scenes on the reverse side. The reverse design on this handout contains the following:</p> <ul style="list-style-type: none"> <li>• United States of America</li> <li>• <i>E pluribus unum</i></li> <li>• An eagle</li> <li>• Leaves</li> <li>• Quarter dollar</li> </ul>
<b>Half-dollar</b>	<ul style="list-style-type: none"> <li>• Portrait of John F. Kennedy</li> <li>• Liberty</li> <li>• In God We Trust</li> <li>• Date</li> </ul>	<ul style="list-style-type: none"> <li>• United States of America</li> <li>• <i>E pluribus unum</i></li> <li>• Eagle with a shield</li> <li>• Olive branch</li> <li>• 13 Arrows</li> <li>• 50 Stars</li> <li>• Half-dollar</li> </ul>

8. Point out that some coins have the word “cent” or “cents” on the reverse. Ask which coins have the words “cents” or “cent.” (*The penny and the nickel*) Explain that “cent” on the penny means it can be used to buy something that costs 1 cent. The nickel can be used to buy something that costs 5 cents. People can add up their pennies and nickels to buy something that costs more than 1 cent or 5 cents.
  
9. Instruct the girls to look at the reverse side of the coins and find the word “dollar.” Explain that this word appears on the quarter and the half-dollar to tell people how much that coin will buy. Even though cents aren’t printed on the quarter and half-dollar, people know the quarter is worth 25 cents and the half-dollar is worth 50 cents.
  
10. Ask girls if they see the words “cents” or “dollar” on the dime. (*No*) The dime simply says “dime.” It is worth 10 cents.
  
11. Quiz the girls about the value of each coin as follows:
  - Which coin is worth 10 cents? (*The dime*)

## Girl Scout Daisy Activities to Earn the “Money Counts” Badge

---

- Which coin is worth 5 cents? (*The nickel*)
  - How much is the quarter worth? (*25 cents*)
  - How much is the dime worth? (*10 cents*)
  - Which coin is worth 1 cent? (*The penny*)
  - Which coin is worth 50 cents? (*The half-dollar*)
  - Which coin is worth 25 cents? (*The quarter*)
  - How much is the penny worth? (*1 cent*)
  - How much is the nickel worth? (*5 cents*)
  - How much is the half-dollar worth? (*50 cents*)
12. Reinforce the girls’ recognition of the coins’ design, worth, and color by playing several games of Money Counts bingo. Distribute a bingo sheet to each girl. Expect several bingos with each round because each card contains every image; the images are just arranged differently on each card. Be sure to inform the girls that every image you call will be on their cards. Use *Handout 3: Money Counts Bingo Calling Cards* to call the bingo. Describe the image and show the card to help the girls locate that image on their cards.

### Part Two: Know More About Paper Money (Optional)

13. After completing Money Counts bingo, explain that in addition to coins, there is also paper money. Ask the girls what dollar amounts they have seen on paper money. (*They will likely know \$1, \$5, \$10, and possibly more.*) Explain that these amounts are called denominations and there are \$1, \$5, \$10, \$20, \$50, and \$100 bills.

### Denominations

14. Divide the girls into pairs and distribute a copy of *Handout 4: Denominations* to each pair. Identify each denomination by pointing out the dollar amounts in the corners and the portrait in the center of the obverse side. Describe the portraits as follows:
- |          |  |
|----------|--|
| \$1.00   | George Washington was our country’s 1st president.                                 |
| \$5.00   | Abraham Lincoln was the 16th U.S. president.                                       |
| \$10.00  | Alexander Hamilton wasn’t a president but was the first Secretary of the Treasury. |
| \$20.00  | Andrew Jackson was the 7th U.S. president.   |
| \$50.00  | Ulysses S. Grant was the 18th U.S. president.                                      |
| \$100.00 | Benjamin Franklin D. was not president but was one of the founding fathers.        |

Point out that the real paper money really isn’t paper. It is a special blend of cotton and linen. That’s why it doesn’t fall apart when it accidentally goes into the washing machine.

### Portrait Puzzles

15. Provide each pair of girls the puzzle pieces from *Handout 5: Portrait Puzzles*. Explain that the girls are to match the puzzle pieces to make six different bills: \$1, \$5, \$10, \$20, \$50, and \$100. Help them as necessary. Let them know they can check their work by comparing the puzzles with the pictures on Handout 4.

### Part Three: The Cost of Fun

16. Explain that money is used to buy goods and services. **Goods** are things that people use. Some goods are pencils, crayons, beach balls, and Daisy tunics. **Services** are actions that can satisfy people’s wants. They are activities that people do for other people. Some services are haircuts, doctor visits, and teaching children.

17. Divide the girls into pairs and provide each pair with the game pieces and game board from *Handout 6: Let’s Have Some Fun!* Explain they are going to play a game that includes goods and services they might buy to have fun. Read the directions as follows:

**I am going to tell you an item to buy. You and your partner should find that item and its price. Find the coin or bill that can be used to pay for the item and place it in the square.**

*I want you to buy a cookie. (Girls should place a quarter in the cookie square.)*

*I want you to buy a doll. (Girls should place the \$10 bill in the doll square.)*

Continue naming items as follows and watch that the girls place the money correctly.

Apple	50¢
Ice cream sundae	\$5
Pencil	10¢
Amusement park ticket	\$50
Lollipop	5¢
Bicycle	\$100
Gum	1¢
Chips	\$1
Shirt and shorts	\$20
Doll	\$10
Cookie	25¢

18. Discuss the following:
- Is there anything left to buy? (Yes) What is it? (*The necklace*)
  - Can you pay for it with a \$30 bill? (No) Why not? (*There is no \$30 bill.*)

## Girl Scout Daisy Activities to Earn the “Money Counts” Badge

---

- How can someone pay for something that costs \$30 if there is no \$30 bill? (*Help the girls understand that other bills and coins can be combined to pay for the \$30 necklace. Suggest a couple of simple ways, such as one \$10 bill and one \$20 bill.*)
  - If you could buy only two items on the board to have fun, what would you choose? (*Answers will vary.*)
  - Which item on the list is a service—an activity people do for other people? (*Help the girls to recognize that the amusement park has many activities people buy to have fun, such as games and roller coaster, carousel, and train rides.*)
  - What items on the list are goods? (*Everything else*)
19. Point out that to buy all of the fun things on the game board you would have to pay \$216.91. Ask if fun can be expensive. (*Answers will vary, but help the girls recognize that it takes their parents or caregivers many hours to earn \$216.91.*)
20. Ask the girls to name some things they like to do to have fun. As they name the item, have them identify it as a good or service and provide the girls with an estimate of the price of the item or activity.

### The Money Counts Badge

21. Explain that if the girls can answer the following questions, they will earn the Money Counts Badge.
- What are the five different kinds of coins? (*Penny, nickel, dime, quarter, and half-dollar*)
  - What is a penny worth? (*1¢*)
  - What is a nickel worth? (*5¢*)
  - What coin would you use to buy something that costs 10 cents? (*A dime*)
  - What coin is worth 25 cents? (*A quarter*)
  - How many cents is a half-dollar? (*50¢*)
  - Whose portrait is on a \$1.00 bill? (*George Washington*)
  - Is paper money really made of paper? (*No*)
  - What is paper money really made of? (*Cotton and linen*)
  - What is the largest denomination of bills? (*\$100*)
  - What is the smallest denomination of paper money? (*\$1*)
  - Which bill has a portrait of Abraham Lincoln? (*\$5 bill*)
  - What is one good you have bought recently that is fun to have? (*Answers will vary.*)

## Girl Scout Daisy Activities to Earn the “Money Counts” Badge

---

- How much did someone pay for this new good? (*Answers will vary.*)
- What is one service you have bought recently that was fun to do? (*Answers will vary. Some suggestions would be a turn on a game machine at a restaurant, a ride on a carousel, or a trip to the zoo.*)
- How much did someone pay for you to do the activity? (*Answers will vary. Some suggestions would be 50¢ for a game, \$10.00 for zoo admission, or \$2.00 for a carousel ride.*)

After they answer the questions, congratulate the girls on having completed activities for earning the Money Counts badge.



Handout 1: Coins







**Handout 2: Obverse and Reverse**

Obverse	Reverse

Handout 3: Money Counts Bingo Calling Cards (page 1 of 2)

 <p><b>Penny Obverse</b></p>	 <p><b>Nickel Obverse</b></p>	 <p><b>Dime Obverse</b></p>	 <p><b>Quarter Obverse</b></p>
 <p><b>Half-dollar Obverse</b></p>	 <p><b>Penny Reverse</b></p>	 <p><b>Nickel Reverse</b></p>	 <p><b>Dime Reverse</b></p>
 <p><b>Quarter Reverse</b></p>	 <p><b>Half-dollar Reverse</b></p>	 <p><b>Abraham Lincoln</b></p>	 <p><b>Thomas Jefferson</b></p>
 <p><b>Franklin D. Roosevelt</b></p>	 <p><b>George Washington</b></p>	 <p><b>John F. Kennedy</b></p>	<p><b>1¢</b></p>

Handout 3: Money Counts Bingo Calling Cards (page 2 of 2)

<b>5¢</b>	<b>10¢</b>	<b>25¢</b>	<b>50¢</b>
			
<b>Monticello</b>	<b>Quarter Dollar</b>	<b>Eagle with Shield</b>	<b>Copper Colored</b>

Handout 4: Denominations





Handout 5: Portrait Puzzles (page 1 of 2)





Handout 5: Portrait Puzzles (page 2 of 2)





# Girl Scout Daisy Activities to Earn the "Money Counts" Badge

## Handout 6: Let's Have Some Fun!



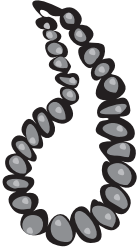



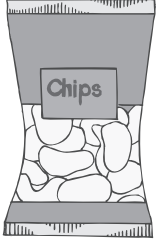


### Game Pieces





Handout 6: Let's Have Some Fun!

Game Board

 <b>\$10</b>	 <b>\$5</b>	 <b>50¢</b>
 <b>25¢</b>	 <b>\$30</b>	 <b>\$20</b>
 <b>5¢</b>	 <b>10¢</b>	 <b>\$100</b>
 <b>\$1</b>	 <b>\$50</b>	 <b>1¢</b>

# Money Counts Bingo

Card #1

1 Cent	5 Cents	10 Cents	25 Cents	50 Cents
				
Penny Obverse	Nickel Reverse	Dime Obverse	Quarter Reverse	Half Dollar Obverse
				
Penny Reverse	Nickel Obverse	Dime Reverse	Quarter Obverse	Half Dollar Reverse
<b>1¢</b>	<b>5¢</b>	<b>FREE</b>	<b>25¢</b>	<b>50¢</b>
				
Abraham Lincoln	Thomas Jefferson	Franklin D. Roosevelt	George Washington	John F. Kennedy
		<b>10¢</b>		
Copper Colored	Monticello			Eagle with Shield

# Money Counts Bingo

Card #2

1 Cent	5 Cents	10 Cents	25 Cents	50 Cents
				
Penny Reverse	Nickel Reverse	Dime Obverse	Quarter Reverse	Half Dollar Obverse
				
Penny Obverse	Nickel Obverse	Franklin D. Roosevelt	Quarter Obverse	Half Dollar Reverse
		<b>FREE</b>	<b>25¢</b>	<b>50¢</b>
Abraham Lincoln	Monticello			
		<b>10¢</b>		
Copper Colored	Thomas Jefferson		George Washington	John F. Kennedy
<b>1¢</b>	<b>5¢</b>			
		Dime Reverse		Eagle with Shield

<h1>Money Counts Bingo</h1>					Card #3
1 Cent	5 Cents	10 Cents	25 Cents	50 Cents	
				<b>50¢</b>	
<b>Penny Obverse</b>	<b>Nickel Reverse</b>	<b>Dime Reverse</b>	<b>Quarter Reverse</b>		
		<b>10¢</b>			
<b>Penny Reverse</b>	<b>Thomas Jefferson</b>		<b>Quarter Obverse</b>	<b>Half Dollar Reverse</b>	
<b>1¢</b>	<b>5¢</b>	<b>FREE</b>	<b>25¢</b>		
				<b>Half Dollar Obverse</b>	
					
<b>Abraham Lincoln</b>	<b>Nickel Obverse</b>	<b>Franklin D. Roosevelt</b>		<b>John F. Kennedy</b>	
					
<b>Copper Colored</b>	<b>Monticello</b>	<b>Dime Obverse</b>	<b>George Washington</b>	<b>Eagle with Shield</b>	

# Money Counts Bingo

Card #4

1 Cent	5 Cents	10 Cents	25 Cents	50 Cents
				
Copper Colored	Nickel Reverse	Franklin D. Roosevelt	Quarter Reverse	Half Dollar Obverse
				
Penny Reverse	Nickel Obverse	Dime Reverse	Quarter Obverse	Eagle with Shield
<b>1¢</b>	<b>5¢</b>	<b>FREE</b>	<b>25¢</b>	<b>50¢</b>
				
Abraham Lincoln	Thomas Jefferson	Dime Obverse	George Washington	John F. Kennedy
		<b>10¢</b>		
Penny Obverse	Monticello	10¢	Quarter Dollar	Half Dollar Reverse



# Money Counts Bingo

Card #5

1 Cent	5 Cents	10 Cents	25 Cents	50 Cents
<p><b>1¢</b></p>  <p>1¢</p>	 <p>Monticello</p>	 <p>Franklin D. Roosevelt</p>	 <p>Quarter Reverse</p>	 <p>Half Dollar Obverse</p>
 <p>Penny Reverse</p>	 <p>Thomas Jefferson</p>	 <p>Dime Reverse</p>	<p><b>25¢</b></p>	 <p>Half Dollar Reverse</p>
 <p>Copper Colored</p>	<p><b>5¢</b></p>	<p><b>FREE</b></p>	 <p>Quarter Obverse</p>	<p><b>50¢</b></p>
 <p>Abraham Lincoln</p>	 <p>Nickel Obverse</p>	 <p>Dime Obverse</p>	 <p>George Washington</p>	 <p>John F. Kennedy</p>
 <p>Penny Obverse</p>	 <p>Nickel Reverse</p>	<p><b>10¢</b></p>	 <p>Quarter Dollar</p>	 <p>Eagle with Shield</p>

# Money Counts Bingo

Card #6

1 Cent	5 Cents	10 Cents	25 Cents	50 Cents
 Abraham Lincoln	 Nickel Reverse	 Dime Obverse	 Quarter Reverse	 Half Dollar Obverse
 Penny Reverse	 Nickel Obverse	<b>10¢</b>	 Quarter Obverse	 John F. Kennedy
<b>1¢</b>	<b>5¢</b>	<b>FREE</b>	<b>25¢</b>	<b>50¢</b>
 Penny Obverse	 Thomas Jefferson	 Franklin D. Roosevelt	 George Washington	 Half Dollar Reverse
 Copper Colored	 Monticello	 Dime Reverse	 Quarter Dollar	 Eagle with Shield

# Money Counts Bingo

Card #7

1 Cent	5 Cents	10 Cents	25 Cents	50 Cents
				
Penny Obverse	Nickel Reverse	Dime Obverse	Quarter Reverse	Half Dollar Obverse
				
Penny Reverse	Nickel Obverse	Franklin D. Roosevelt	George Washington	Half Dollar Reverse
	<b>5¢</b>	<b>FREE</b>		
Copper Colored			Quarter Obverse	John F. Kennedy
			<b>25¢</b>	<b>50¢</b>
Abraham Lincoln	Thomas Jefferson	Dime Reverse		
<b>1¢</b>		<b>10¢</b>		
	Monticello			Eagle with Shield



# Money Counts Bingo

Card #8

1 Cent	5 Cents	10 Cents	25 Cents	50 Cents
 Copper Colored	 Monticello	 Franklin D. Roosevelt	 Quarter Reverse	 Eagle with Shield
 Abraham Lincoln	 Thomas Jefferson	 Dime Reverse	 Quarter Obverse	 Half Dollar Reverse
<b>1¢</b>	<b>5¢</b>	<b>FREE</b>	<b>25¢</b>	<b>50¢</b>
 Penny Obverse	 Nickel Reverse	 Dime Obverse	 George Washington	 John F. Kennedy
 Penny Reverse	 Nickel Obverse	<b>10¢</b>	 Quarter Dollar	 Half Dollar Obverse

# Money Counts Bingo

Card #9

1 Cent	5 Cents	10 Cents	25 Cents	50 Cents
 Penny Obverse	 Nickel Reverse	 Dime Obverse	 Quarter Reverse	 Half Dollar Reverse
 Penny Reverse	<b>5¢</b>	 Dime Reverse	 Quarter Obverse	 Half Dollar Obverse
<b>1¢</b>	 Nickel Obverse	<b>FREE</b>	<b>25¢</b>	<b>50¢</b>
 Abraham Lincoln	 Thomas Jefferson	 Franklin D. Roosevelt	 George Washington	 John F. Kennedy
 Copper Colored	 Monticello	<b>10¢</b>	 QUARTER DOLLAR	 Eagle with Shield

<h1>Money Counts Bingo</h1>					Card #10
1 Cent	5 Cents	10 Cents	25 Cents	50 Cents	
<b>1¢</b>	 Monticello	<b>10¢</b>		 Half Dollar Reverse	
 Penny Reverse	 Nickel Reverse	 Dime Obverse	 Quarter Obverse	 Half Dollar Obverse	
 Copper Colored	 Nickel Obverse	<b>FREE</b>	<b>25¢</b>	<b>50¢</b>	
 Abraham Lincoln	<b>5¢</b>	 Dime Reverse	 George Washington	 John F. Kennedy	
 Penny Obverse	 Thomas Jefferson	 Franklin D. Roosevelt	 Quarter Reverse	 Eagle with Shield	

# Money Counts Bingo

Card #11

1 Cent	5 Cents	10 Cents	25 Cents	50 Cents
				
Penny Obverse	Nickel Reverse	Dime Obverse	Quarter Reverse	Half Dollar Obverse
				
Penny Reverse	Monticello	Dime Reverse	Quarter Obverse	Half Dollar Reverse
<b>1¢</b>		<b>FREE</b>		
	Nickel Obverse		George Washington	John F. Kennedy
	<b>5¢</b>		<b>25¢</b>	
Abraham Lincoln		Franklin D. Roosevelt		Eagle with Shield
		<b>10¢</b>		<b>50¢</b>
Copper Colored	Thomas Jefferson			



# Money Counts Bingo

Card #12

1 Cent	5 Cents	10 Cents	25 Cents	50 Cents
 Penny Obverse	 Nickel Reverse	 Dime Obverse	 Quarter Reverse	 Eagle with Shield
 Penny Reverse	 Nickel Obverse	<b>10¢</b>	 Quarter Obverse	 Half Dollar Obverse
<b>1¢</b>	<b>5¢</b>	<b>FREE</b>	<b>25¢</b>	<b>50¢</b>
 Abraham Lincoln	 Thomas Jefferson	 Franklin D. Roosevelt	 George Washington	 Half Dollar Reverse
 Copper Colored	 Monticello	 Dime Reverse	 QUARTER DOLLAR	 John F. Kennedy

# Money Counts Bingo

Card #13

1 Cent	5 Cents	10 Cents	25 Cents	50 Cents
				
Penny Obverse	Nickel Reverse	Dime Obverse	Quarter Reverse	Half Dollar Obverse
				
Penny Reverse	Nickel Obverse	Franklin D. Roosevelt	Quarter Obverse	John F. Kennedy
	<b>5¢</b>	<b>FREE</b>	<b>25¢</b>	<b>50¢</b>
Abraham Lincoln				
<b>1¢</b>		<b>10¢</b>		
	Thomas Jefferson		George Washington	Half Dollar Reverse
				
Copper Colored	Monticello	Dime Reverse		Eagle with Shield

# Money Counts Bingo

Card #14

1 Cent	5 Cents	10 Cents	25 Cents	50 Cents
				
Penny Obverse	Nickel Obverse	Dime Obverse	Quarter Reverse	Half Dollar Reverse
				<b>50¢</b>
Penny Reverse	Nickel Reverse	Dime Reverse		
<b>1¢</b>	<b>5¢</b>	<b>FREE</b>	<b>25¢</b>	
				John F. Kennedy
				
Abraham Lincoln	Monticello	Franklin D. Roosevelt	Quarter Obverse	Eagle with Shield
		<b>10¢</b>		
Copper Colored	Thomas Jefferson		George Washington	Half Dollar Obverse

# Money Counts Bingo


Card #15

1 Cent	5 Cents	10 Cents	25 Cents	50 Cents
				
Penny Reverse	Nickel Reverse	Dime Reverse	Quarter Reverse	Half Dollar Reverse
				
Penny Obverse	Nickel Obverse	Dime Obverse	Quarter Obverse	Half Dollar Obverse
<b>1¢</b>	<b>5¢</b>	<b>FREE</b>	<b>25¢</b>	<b>50¢</b>
				
Abraham Lincoln	Thomas Jefferson	Franklin D. Roosevelt	George Washington	John F. Kennedy
		<b>10¢</b>		
Copper Colored	Monticello			Eagle with Shield



# Money Counts Bingo

Card #16

1 Cent	5 Cents	10 Cents	25 Cents	50 Cents
 <p><b>Penny Reverse</b></p>	<p><b>5¢</b></p>	 <p><b>Dime Obverse</b></p>	<p><b>25¢</b></p>	<p><b>50¢</b></p>
 <p><b>Penny Obverse</b></p>	 <p><b>Nickel Obverse</b></p>	<p><b>10¢</b></p>	 <p><b>George Washington</b></p>	 <p><b>Half Dollar Reverse</b></p>
<p><b>1¢</b></p>	 <p><b>Nickel Reverse</b></p>	<p><b>FREE</b></p>	 <p><b>Quarter Obverse</b></p>	 <p><b>Half Dollar Obverse</b></p>
 <p><b>Abraham Lincoln</b></p>	 <p><b>Thomas Jefferson</b></p>	 <p><b>Dime Reverse</b></p>	 <p><b>Quarter Dollar</b></p>	 <p><b>John F. Kennedy</b></p>
 <p><b>Copper Colored</b></p>	 <p><b>Monticello</b></p>	 <p><b>Franklin D. Roosevelt</b></p>	 <p><b>Quarter Reverse</b></p>	 <p><b>Eagle with Shield</b></p>

# Money Counts Bingo

Card #17

1 Cent	5 Cents	10 Cents	25 Cents	50 Cents
 Penny Obverse	 Nickel Reverse	 Dime Obverse	 Quarter Reverse	 Half Dollar Obverse
 Abraham Lincoln	 Nickel Obverse	 Franklin D. Roosevelt	 QUARTER DOLLAR	 Half Dollar Reverse
<b>1¢</b>	 Thomas Jefferson	<b>FREE</b>	<b>25¢</b>	 Eagle with Shield
 Penny Reverse	<b>5¢</b>	<b>10¢</b>	 Quarter Obverse	<b>50¢</b>
 Copper Colored	 Monticello	 Dime Reverse	 George Washington	 John F. Kennedy

# Money Counts Bingo

Card #18

1 Cent	5 Cents	10 Cents	25 Cents	50 Cents
				
Penny Obverse	Nickel Reverse	Dime Obverse	Quarter Reverse	Half Dollar Obverse
				
Penny Reverse	Nickel Obverse	Franklin D. Roosevelt	Quarter Obverse	Half Dollar Reverse
<b>1¢</b>	 Thomas Jefferson	<b>FREE</b>	<b>25¢</b>	 John F. Kennedy
 Abraham Lincoln	<b>5¢</b>	<b>10¢</b>	 George Washington	<b>50¢</b>
 Copper Colored	 Monticello	 Dime Reverse	 QUARTER DOLLAR	 Eagle with Shield

# Money Counts Bingo










Card #19

1 Cent	5 Cents	10 Cents	25 Cents	50 Cents
				
Penny Obverse	Nickel Reverse	Dime Obverse	Quarter Reverse	Half Dollar Obverse
				
Penny Reverse	Nickel Obverse	Franklin D. Roosevelt	Quarter Obverse	Half Dollar Reverse
	<b>5¢</b>	<b>FREE</b>		<b>50¢</b>
Abraham Lincoln			George Washington	
<b>1¢</b>		<b>10¢</b>	<b>25¢</b>	
	Thomas Jefferson			John F. Kennedy
				
Copper Colored	Monticello	Dime Reverse		Eagle with Shield



# Money Counts Bingo

Card #20

1 Cent	5 Cents	10 Cents	25 Cents	50 Cents
 Penny Obverse	 Nickel Reverse	 Dime Obverse	 Quarter Reverse	 Half Dollar Obverse
<b>1¢</b>	 Nickel Obverse	 Franklin D. Roosevelt	 George Washington	 Half Dollar Reverse
 Penny Reverse	 Thomas Jefferson	<b>FREE</b>	 Quarter Obverse	 John F. Kennedy
 Copper Colored	<b>5¢</b>	<b>10¢</b>	<b>25¢</b>	<b>50¢</b>
 Abraham Lincoln	 Monticello	 Dime Reverse	 QUARTER DOLLAR	 Eagle with Shield

# Money Counts Bingo

Card #21

1 Cent	5 Cents	10 Cents	25 Cents	50 Cents
 Penny Obverse	 Nickel Reverse	 Dime Obverse	 Quarter Reverse	 Half Dollar Obverse
 Penny Reverse	 Nickel Obverse	 Dime Reverse	 Quarter Obverse	<b>50¢</b>
 Abraham Lincoln	 Monticello	<b>FREE</b>	<b>25¢</b>	 John F. Kennedy
<b>1¢</b>	<b>5¢</b>	<b>10¢</b>	 George Washington	 Half Dollar Reverse
 Copper Colored	 Thomas Jefferson	 Franklin D. Roosevelt	 QUARTER DOLLAR	 Eagle with Shield

# Money Counts Bingo

Card #22

1 Cent	5 Cents	10 Cents	25 Cents	50 Cents
 Penny Reverse	 Nickel Obverse	 Dime Reverse	 Quarter Obverse	 Half Dollar Reverse
 Penny Obverse	 Nickel Reverse	 Franklin D. Roosevelt	 Quarter Reverse	 Half Dollar Obverse
<b>1¢</b>	 Thomas Jefferson	<b>FREE</b>	<b>25¢</b>	 John F. Kennedy
 Abraham Lincoln	<b>5¢</b>	<b>10¢</b>	 George Washington	<b>50¢</b>
 Copper Colored	 Monticello	 Dime Obverse	 QUARTER DOLLAR	 Eagle with Shield

# Money Counts Bingo

Card #23

1 Cent	5 Cents	10 Cents	25 Cents	50 Cents
				
Penny Obverse	Nickel Reverse	Dime Obverse	Quarter Reverse	Half Dollar Obverse
	5¢			
Penny Reverse		Franklin D. Roosevelt		John F. Kennedy
1¢		FREE	25¢	
	Thomas Jefferson			Eagle with Shield
		10¢		50¢
Abraham Lincoln	Nickel Obverse		George Washington	
				
Copper Colored	Monticello	Dime Reverse	Quarter Obverse	Half Dollar Reverse



# Money Counts Bingo

Card #24

1 Cent	5 Cents	10 Cents	25 Cents	50 Cents
				
Copper Colored	Nickel Reverse	Dime Obverse	Quarter Reverse	Half Dollar Obverse
				
Penny Obverse	Nickel Obverse	Franklin D. Roosevelt	Quarter Obverse	Half Dollar Reverse
		<b>FREE</b>	<b>25¢</b>	
Penny Reverse	Thomas Jefferson			John F. Kennedy
	<b>5¢</b>	<b>10¢</b>		<b>50¢</b>
Abraham Lincoln			George Washington	
<b>1¢</b>				
	Monticello	Dime Reverse		Eagle with Shield